

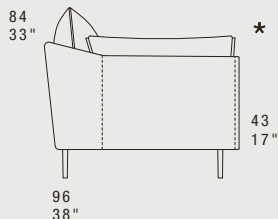
NEW YORK

STANDARD FEATURES

- Hard wood frame, seat suspensions in reinforced elastic webbing.
- Seat depth 61 cm - 24".
- Seat height 43 cm - 17".
- Armrest width 25 cm - 10".
- Armrest height 70 cm - 28".
- Seat cushions in polyurethane covered with wadding.
- Back cushions in polyurethane covered with feather.
- Armrest cushions in polyurethane covered with feather.
- Metal legs height 14 cm - 7", available in all Gamma customizing finishes.
- Folding bed not available.
- All corner elements include one C0113 throw pillow free of charge.
- Stitching CUC 522 with detail in leather or gros grain.

CARATTERISTICHE STANDARD

- *Struttura in legno e multistrato, molleggio seduta con cinghie elastiche.*
- *Profondità seduta 61 cm.*
- *Altezza seduta 43 cm.*
- *Larghezza braccio 25 cm.*
- *Altezza braccio 70 cm.*
- *Cuscini seduta in poliuretano rivestiti in falda.*
- *Cuscini schienale in poliuretano con materassina in piuma.*
- *Cuscini braccio in poliuretano con materassina in piuma.*
- *Piedi in metallo altezza 14 cm, disponibili in tutte le finiture Gamma.*
- *Inserimento letto non possibile.*
- *Gli elementi con angolo hanno il cuscino volante C0113 compreso nel prezzo.*
- *Cucitura CUC 522 con dettaglio in pelle o gros grain.*

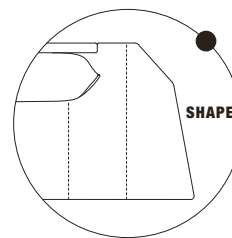


NOTES

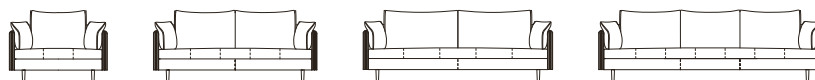
- Dimensions: the first figure shows sizes in centimeters, the second in inches.
- Mixing above groups (X - J) will create sectionals with different seat widths.
- Corner pieces S/D01 and E20 are odd pieces and can be used with all above groups X - J.
- Suggested pillows C0113 and C0116.
- Suggested headrest PG016.
- Stitching styles 500 and 500C are not recommended.

NOTE

- *Dimensioni: la prima cifra indica i centimetri, la seconda cifra indica i pollici.*
- *Utilizzando elementi di famiglie diverse (X-J) si avranno composizioni con sedute di larghezza diverse tra di loro.*
- *Gli elementi S/D01 e E20 possono essere utilizzati indifferentemente con i gruppi X-J.*
- *Cuscini consigliati C0113 e C0116.*
- *Poggiatesta consigliato PG016.*
- *Le cuciture 500 e 500C non sono consigliate.*



PNO 115 / 45" **D2** 190 / 75" **D3** 220 / 87" **D3M** 260 / 102"



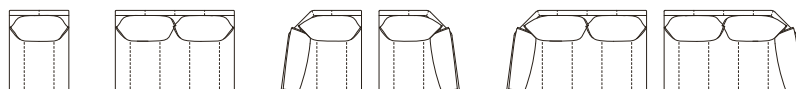
S43 225 / 89" **D43** 225 / 89" **S44** 255 / 100" **D44** 255 / 100"



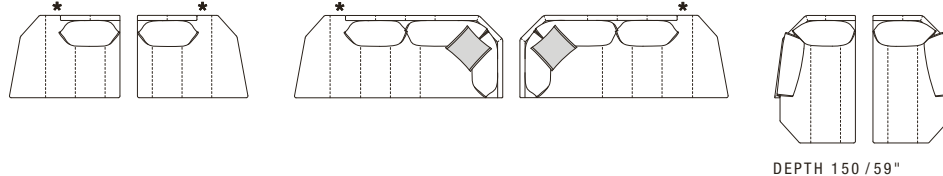
X

all items in group X have the same seat width / tutti gli elementi del gruppo X hanno lo stesso modulo di seduta

E22 70 / 28" **E24** 140 / 55" **S23** 95 / 37" **D23** 95 / 37" **S21** 165 / 65" **D21** 165 / 65"



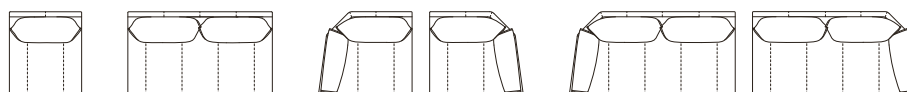
S25 130 / 51" **D25** 130 / 51" **S38** 245 / 96" **D38** 245 / 96" **S29** 95 / 37" **D29** 95 / 37"



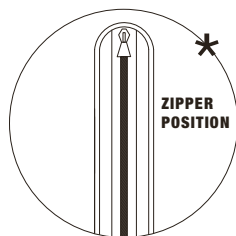
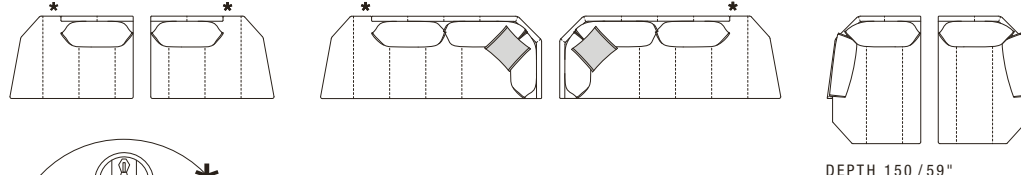
J

all items in group J have the same seat width / tutti gli elementi del gruppo J hanno lo stesso modulo di seduta

E11 85 / 33" **E15** 170 / 67" **S13** 110 / 43" **D13** 110 / 43" **S03** 195 / 77" **D03** 195 / 77"

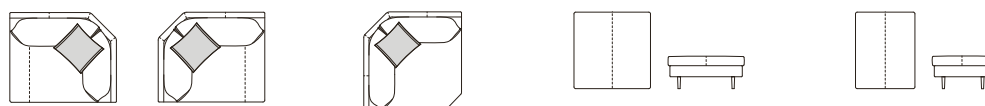


S17 145 / 57" **D17** 145 / 57" **S05** 260 / 102" **D05** 260 / 102" **S31** 110 / 43" **D31** 110 / 43"



THE ZIPPER IS ON THE ARM FRONT AND ON THE EXTERNAL TERMINALS OF THE SECTIONAL

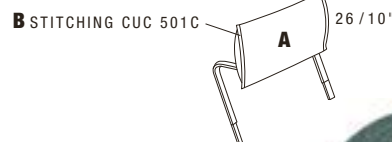
S01 115X96 / 45X38" **D01** 115X96 / 45X38" **E20** 115X115 / 45X45" **EV4** 90X90XH.43 / 35X35XH.17" **EV2** 70X90XH.43 / 28X35XH.17"



C0113 SUGGESTED PILLOW 50X50 / 20X20"

C0116 SUGGESTED LUMBAR PILLOW 65X30 / 26X12"

PG016 SUGGESTED HEADREST 65 / 26" 12 / 5" 26 / 10"



DETAIL CUC 522

